



GREAT YARMOUTH
BOROUGH COUNCIL

Car Park Strategy Steering Group

Date: Tuesday, 22 October 2013

Time: 14:00

Venue: Council Chamber

Address: Town Hall, Hall Plain, Great Yarmouth, NR30 2QF

AGENDA

1 Declarations of Interest

You have a PERSONAL INTEREST in a matter being discussed at a meeting IF

- It relates to something on your Register of Interests form; or
- A decision on it would affect you, your family or friends more than other people in your Ward.

You have a PREJUDICIAL INTEREST in a matter being discussed at a meeting IF

- It affects your financial position or that of your family or friends more than other people in your Ward; or
- It concerns a planning or licensing application you or they have submitted
- AND IN EITHER CASE a reasonable member of the public would consider it to be so significant that you could not reach an unbiased decision.

If your interest is only PERSONAL, you must declare it but can still speak and vote. If your interest is PREJUDICIAL, you must leave the room. However, you have the same rights as a member of the public to address the meeting before leaving.

2 Apologies for Absence

3 Minutes

3 - 6

To confirm the minutes of the meeting held on 30 July 2013

4 Gorleston - Car Parking problems in residential streets near to
the James Paget Hospital

Outcome of public consultation on yellow line parking restrictions in the Jenner Road area and options for alternative measures including a possible Zone Z permit parking zone (Councillor Matthew Smith will give a verbal update)

5 Audit of Parking places in Yarmouth "core" CPE area

7 - 10

To receive the updated report based on data from GYBC/NCC

6 Zone A - Update on implementation of additional visitor parking
in two identified areas from Summer

11 - 13

To consider the attached report

7 Zone B permit parking - to receive details of the public consultation held in July/August 2013

14 - 18

To consider the attached.

8 GYBC Car Parking and CPE Stats

19 - 23

(a) On street income report (attached)
(b) Pay and display income report (to follow)

9 Future Work Programme

January 2014 - Results of Councillor survey of homes in the seafront area south of St Peter's road (Zone C) to establish whether or not to embark on a formal consultation in 2014 on either a "all year round" or "seasonal only" permit parking scheme (Councillor Jeal to provide a verbal update)

10 Any other business

Discussion of any other business not on the agenda.

LARGER PRINT COPY AVAILABLE PLEASE TELEPHONE: 01493 846325

CAR PARKING STRATEGY STEERING GROUP

30 July 2013 – 2.00 pm

PRESENT:

Councillor Castle (Great Yarmouth Borough Council) (in the Chair); Councillor Pettit (Great Yarmouth Borough Council), Councillor B Walker, Mr M Bird (Great Yarmouth Residents Association) and Mr D Law (Norfolk Constabulary).

Councillor B Walker (attended for item 6 and 8)

Councillor Collins (attended for item 6)

Mr Philip Schramm (Norfolk County Council Officer) and Mr Paul Donnachie (Norfolk County Council)

Mrs J Beck (Director of Customer Services) and Mrs K Smith (Senior Member Services Officer).

1. APOLOGIES FOR ABSENCE

Apologies for absence were received from Councillor Rex Parkinson-Hare (Norfolk county Council), Peter Fitzgerald (Great Yarmouth Residents Association), David Marsh (Great Yarmouth Residents Association) and Michael Chillingworth (GYBC).

2. MINUTES

The minutes of the meeting held on 14 May 2013 were confirmed.

3. MATTERS ARISING

(i) Beach Coach Station

It was reported that Norfolk County Council Officers were progressing a Traffic Regulation Order for the Beach Coach Station but appropriate steps had been taken to ensure vehicular access.

(ii) 24 Hour Parking

Similar problems as that detailed at the last meeting had also been experienced in Norwich and this had been resolved by invoking the Provisions Act which does not allow the sale of items on the highway.

(iii) Membership

Councillor C Walker and Cllr Rex Parkinson-Hare had been appointed to the Committee as Norfolk County Council representatives.

4. ZONE B PERMIT PARKING – UPDATE ON PUBLIC CONSULTATION PROCESS

Consultation for the zone B Permit Parking Zone would be ending on 2 August 2013. A total of 485 responses had been received so far. Officers anticipated a final total of around 600 responses. These would be analysed taking account of the views of those living within the proposed permit zone, businesses operating in that area and those living outside the proposed zone. A decision would then be taken as to whether to progress the scheme for 2014.

5. ZONE A PERMIT PARKING – UPDATE ON PILOT SCHEMES FOR ADDITIONAL VISITOR PARKING

Norfolk County Council are working on refining the proposals and would be reporting with the Nelson Ward Councillors and Peter Fitzgerald with the intention of launching the pilots in time for the 2014 Summer Season.

6. GORLESTON PARKING PROBLEMS CLOSE TO JAMES PAGET HOSPITAL (JENNER ROAD ETC) -

It was reported that Norfolk County Council had started work on the consultation for double yellow lines and not on the single yellow line as had previously been discussed. It was reported that this was at the request of Councillor M Smith the new county councillor for Gorleston. Norfolk Constabulary stated that they had informed the local residents that this would stop their visitors parking there when they come to visit. Councillor C Walker expressed concern that this would then have a knock on effect in neighbouring roads or areas spreading into the Magdalen Estate. Norfolk Constabulary stated that they would like to see only single yellow lines implemented on the Magdalen Estate in the future and not double yellow lines as many of the properties do not have provision for off road parking.

RESOLVED:

- (i) That the committee asked that parking issues that affect more than one ward in the Borough should be considered by the Car Parking Strategy Steering Group and not be a Norfolk County Council single ward member decision.
- (ii) If residents refused the proposal for double yellow lines in Jenner Road, Norfolk County Council officers could consult on the single yellow line proposal.
- (iii) That County Councillor Matthew Smith be invited to attend the next meeting with regard to next steps for parking restrictions in the Jenner Road area.

7. PARKING STATISTICS FOR CPE AND GREAT YARMOUTH BOROUGH COUNCIL CAR PARKS

The Committee were tabled the figures for CPE and Great Yarmouth Borough Council Car Parks. The Director of Customer Services reported that the layout would be amended before the figures were presented at the next meeting and that these would be presented in a chart next time to show where they were in relation to the annual performance. The new car park ticket machines had now been installed.

8. PRE-CPE CAR PARKING SURPLUSES

- (i) Phillip Schramm presented a paper showing current commitments for the spending of the remaining surpluses £403,220 built up prior to the introduction of CPE. It was agreed that contributions to Gorleston CCTV for the years 2014/15 to 2018/2019 be fixed at £5,000 per annum to match the contribution from GYBC. This would free up £12,500 towards a parking scheme on the Magdalen Estate. Norfolk County Council Officers agreed to revisit the costs for the provision of these 5 parking spaces to get a more cost effective solution for that location an initial estimate of £32,000 was felt to be excessive.
- (ii) Councillor B Walker stated that his understanding was that GYBC should still be entitled to receive surpluses from seafront pay and display once the performance of the first year of CPE was settled. He understood that a letter had been received from Norfolk County Council regarding this. Councillor Castle stated that he had attended one meeting of the Norfolk Parking Partnership and was not aware of any resumption of payment of surpluses to GYBC. It was agreed to seek clarification on this issue and report back to the October meeting.

RESOLVED:

That the Car Parking Strategy Steering group agreed to pay £32,000 from the Great Yarmouth Car Parking on Street Pay and Display Surplus funds to finance works on the Magdalen Estate and that County Councillor Matthew Smith be invited to attend the next meeting.

9. AUDIT OF PARKING SPACES IN CORE CPE AREA

This item was deferred to the next meeting.

10. SEAFRONT SOUTH OF ST PETERS ROAD

This item was deferred to the next meeting.

11. WORK PROGRAMME

October 2013:-

- Seafront South of St Peters Road - to receive results of further research (Michael Jeal)
- Seafront Parking Issues – Peter Jay invited to address the Steering Group
- Audit of Parking Spaces in Core CPE area – presentation of final report
- Parking Statistics for CPE and GYBC car park revenues
- Gorleston – Jenner Road parking restrictions update
- Clarification with regard to seafront pay and display parking surpluses (Philip Schramm/Paul Donnachie)
- Update on Zone A improvements and Zone B implementation (subject to results of consultation process)
- Future of car parking area in front of Town Hall – possibility of transfer to GYBC
- Nuisance caused by horse drawn carriages with no dung catchers – refer to Yarmouth Area Committee (not a parking issue)

12. DATE OF NEXT MEETING

It was agreed that the next meeting would be held on 22 October 2013 at 2pm

13. CLOSURE OF MEETING

The meeting ended at 3.05 pm

Great Yarmouth Car Parking Strategy Steering Group

Audit of Car Parking Spaces in Yarmouth's "core" CPE area: 2013-14



Compiled using data supplied by Norfolk County Council and Great Yarmouth Borough Council

Page 1

Core C.P.E. Area Car Parking Spaces

G.Y.B.C. Pay and Display

| | <u>Standard</u> | <u>Disabled</u> | <u>Reserved</u> |
|-------------------|-----------------|-----------------|-----------------|
| King Street | 187 | 8 | 0 |
| Howard Street | 159 | 7 | 7 for staff |
| Brewery Plain | 67 | 4 | 0 |
| Market Place | 148 | 9 | 0 |
| Fullers Hill | 147 | 8 | 0 |
| Stonecutters Quay | 40 | 2 | 2 |
| George Street | 37 | 2 | 1 |
| Greyfriars Way | 49 | 3 | 1 |

Total Pay and Display Town Centre = 881

| | | | |
|---------------------|-----|----|---|
| Euston Road | 44 | 3 | 1 |
| Anchor Gardens | 21 | 1 | 2 |
| Jetty North | 45 | 3 | 3 |
| Jetty South | 34 | 2 | 0 |
| North Drive | 154 | 8 | 0 |
| St. Nicholas | 421 | 23 | 0 |
| Beach Coach Station | 170 | 10 | 0 |

Total Pay and Display Sea Front = 945

G.Y.B.C. Free Parking

| | |
|------------|----|
| South Quay | 57 |
|------------|----|

Total Free Town Centre = 57

Private Parking Provision

| | |
|---------------|-----|
| Sainsbury | 467 |
| Market Gates | 492 |
| Aldi | 105 |
| Howard Street | 50 |
| Staples | 40 |
| Marina Centre | 61 |

Total = 3,098

TOWN CENTRE AREA (prop. Zone B)

| | |
|--|-----|
| Residential streets (unregulated spaces) | 647 |
| Free parking (unregulated) | 296 |
| Free parking (time limited) | 244 |
| Free (disabled) | 17 |
| Private | 32 |
| Falcon Court | 25 |
| Loading bays | 4 |

Overall “on-street” total of parking spaces in town centre area – 1265

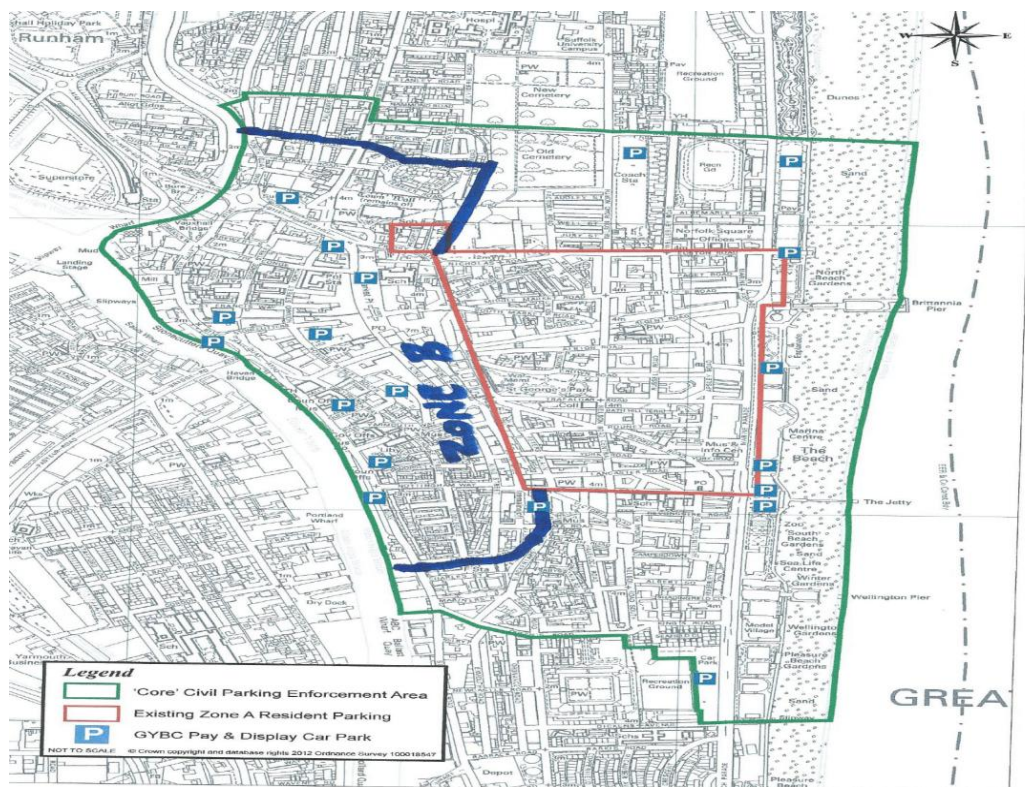
SEAFRONT (Zone A)

| | |
|-------------------------------|------|
| Resident parking space | 1018 |
| Disabled parking bays | 9 |
| Unlimited waiting spaces | 152 |
| 24 hr no return within 12 hr | 17 |
| 90 min restriction bays | 13 |
| 30 min restriction bays | 9 |
| 30 min restriction (1/6-30/9) | 3 |
| Loading bays | 7 |

Norfolk County Council
On-street meter parking
(Marine Parade/North Drive) 570

Overall “on-street” total of parking spaces in seafront area – 1786

On-street Total - 3051



| | |
|------------------------------|--------------|
| Total – Car Parks | 3,098 spaces |
| Total – On-Street | 3,051 spaces |
| Grand total in core CPE area | 6,149 spaces |

Note: It has not been possible to gather accurate information relating to the area north from Euston to Sandown Road and south from St Peter Road to the edge of the core CPE area.

Zone A – Extra measures prelim investigation.

Norfolk County Council officers conducted surveys of the individual bays within the existing Zone A residents parking area based upon the plan submitted by GYBC. The request was to consider ways of providing additional income to support the financial viability of Zone.

Suggestions for consideration were a scratch card scheme, or a voucher system which would allow visitors to buy tickets to purchase parking at various shops around the town & seafront, or Pay & Display.

Initial investigations and correspondence with other authorities that use a voucher system raised issues of administration issues and costs and lack of clarity for visitors looking for parking then finding a retailer nearby. As pay and display is already established within the town and widely recognised and understood it was felt that from an administrative and customers perspective it is the most coherent approach.

It is proposed to use the parkeon solar powered machines as recently installed on the seafront to avoid costs of electrical supply and provide a consistency across the area. However it is not without practical issues, as the machines require footpath space and there are many areas where a narrow footpath could make some sites difficult and maintain access for wheelchairs and mobility scooters. It is proposed to construct localised buildouts to accommodate the machines at six locations.

The cost of implementing such a scheme is shown below.

| Zone A additional measures - Pay & Display | No | Unit Cost | Total Cost |
|--|-----------|-------------------|-------------------|
| | | | |
| Pay & Display Parkeon solar powered machines (based on 100m spacing as per sea front) | 15 | £2,369 | £35,535 |
| | | | |
| Installation on supplied base units | 15 | £350 | £5,250 |
| | | | |
| GSM pack (as per sea front machines) | 15 | £400 | £6,000 |
| | | | |
| Footway build outs to accommodate machines | 6 | £1,500 | £9,000 |
| | | | |
| design fees for consultaion, advertising TRO & Works delivery | | | £10,000 |
| | | | |
| | | Total Cost | £65,785 |
| | | | |

Continues

The proposal is shown on the attached drawing PZ0323-HP-001 and in the main accords with the suggestion put forward by GYBC with the exception of the loading bays at Exmouth Place which we feel need to remain to serve retail on Regent Street. Clarification is also sought on what the appropriate time period may be for the existing 24hour parking that is requested to be revised to limited waiting eg around Artillery Square.

The method of directing visitors to the parking areas needs to be considered especially those further away from the seafront as this could lead to an onerous signing scheme. Clarification is also sought upon the operation of the pay and display, ie it is assume that both schemes will run concurrently and parked vehicles will either display a valid ticket or a Zone A permit.

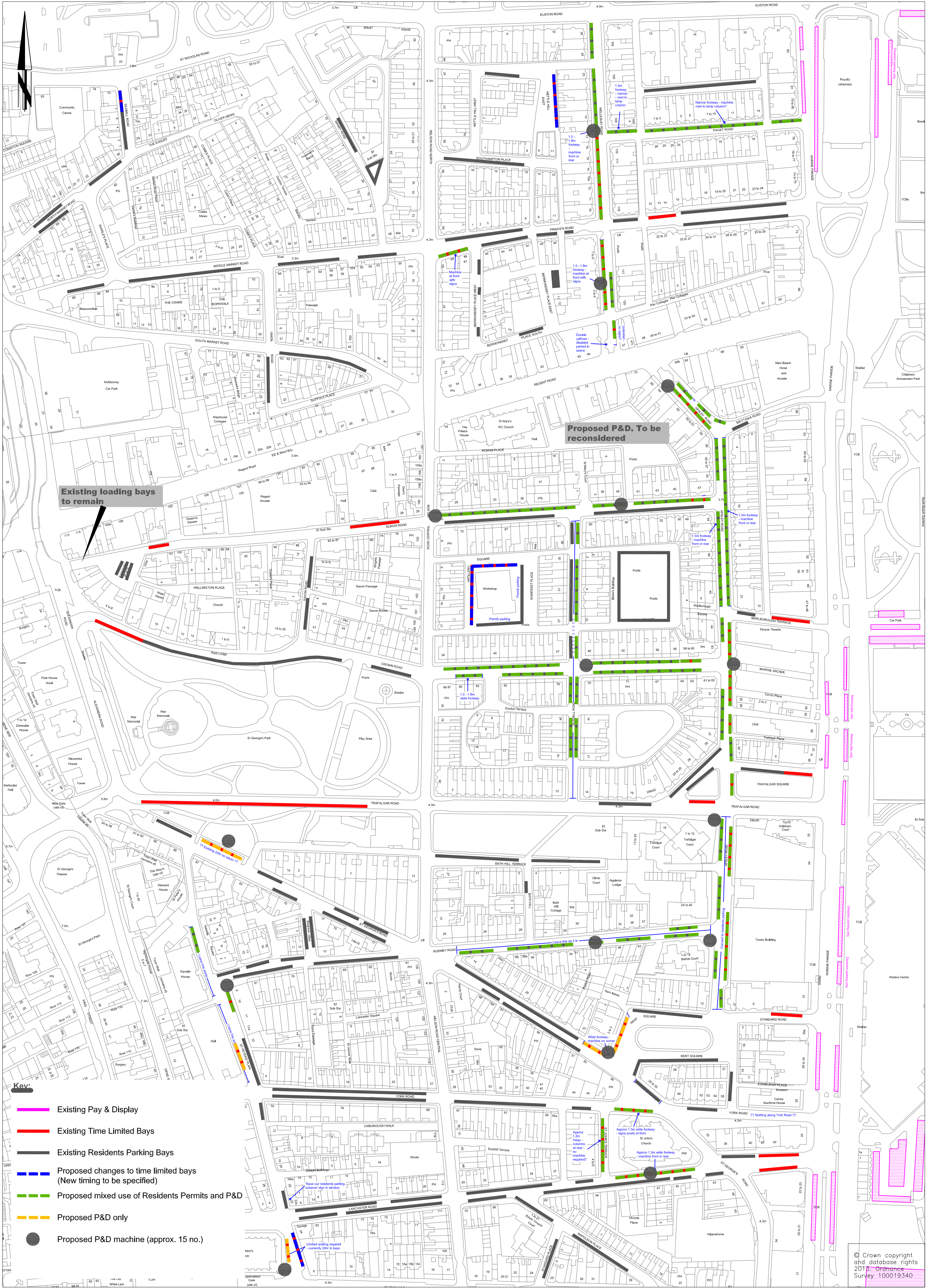
Risks.

The practicality of placing the machines could lead to further costs but more detailed investigation will ameliorate this in the main.

There is a concern that residents will not be supportive, as discussions with some hoteliers have indicated that there is insufficient kerb space for residents and paying guests issued with permits. The addition of day trippers purchasing pay & display tickets will compound this further.

Conclusion

The idea is on the whole viable but the public consultation may raise issues that can not be resolved and needs careful publicity and groundwork to achieve community buy in prior to launch.



Great Yarmouth residents parking- Zone B- consultation analysis briefing note

2nd September 2013

1. Consultation

The consultation was based on the proposed Zone B boundary, plus a 100m “buffer zone” beyond in order to gauge neighbouring views. 3111 letters were sent out, to which 659 responses were received. This response rate of 21% is considered reasonably good for this type of consultation (details appended).

Within Zone B, 43% of respondents (188) supported a new residents parking scheme.

County Officers were asked to examine a revised boundary, within part of the consultation area, where resident support was stronger. In this area, 53% of residents (169) supported a scheme. However, only 30% of businesses (27) were supportive. Taking all respondents together, to represent the community, support is then 48% (196). It should be noted that this revised boundary includes part of the 100m “buffer zone” ; these within it who expressed a view on the scheme may hold a different view based on an adjusted boundary that directly affects them.

Norfolk County Councils “Parking management guidelines “ (4.6) states that *“a majority response rate from these that respond is the most suitable criterion to establish whether a scheme should proceed. However, in some instances the response rate can be quite low and therefore consideration should be given to a minimum consultation rate being required, for example at least 30% of consultees respond with a majority of 51% or above to enable a scheme to progress to the detailed design and statutory consultation stages”.*

Neither proposal commands majority support.

1. Financial

A further, key requirement from NCC “*parking principles*” is that “*parking management schemes would be undertaken only where they will be fully funded or are self financing across an area (eg costs met from permit or other parking charges) residents parking will only be introduced where it is fully funded or self financing as a standalone scheme ie it does not require ongoing support from the county council. In both cases the funding includes the cost of design and implementation and any ongoing revenue issues like upkeep of equipment*”

County Officers also completed further analysis to check the previous, desktop study that suggested a Zone B scheme could generate a £5k annual surplus (ie it could be self financing). This was based on a comparison with Zone A (which is now self financing). This took account of property numbers (only slightly different), levels of car ownership from census data (broadly the

same), and the latest permit numbers following cost increases in January 2013. On this basis, Zone B could still generate a small surplus, around £1.5k (details appended). This assumes that:

- permit take up for Zone B would be similar to Zone A; given that support for the scheme is below 50% on a 22% response rate, that assumption may not be realised.
- There will be a minimal penalty notice income for Zone B. Such income for Zone A has been in decline over the past few years, as illustrated in the financial table below.

3. Implementation costs

The County Councils formal position statement, set out in October 2012 to the Great Yarmouth car parking steering group estimated implementation costs of around £44,000 (£50,000 for Zone A in 2006/07 without including all the development work undertaken in previous years) comprising:

1. £20,000 surveys/financial viability assessments/preliminary consultation/draft notice process/formal consultation;
2. £20,000 design & implementation;
3. £4,000 Great Yarmouth Borough Council's set up costs.

Beyond the recently completed survey, this would leave a further commitment of some £34,000 to implement the scheme that would need to be identified. The statement concluded as follows:

"In considering a request to extend residents parking NCC would need to see evidence of significant support, proposals to fund its implementation and ongoing operation, and support from local members."

4. Conclusion

Parking management guidelines also state that: *"There is also a significant risk to the council of promoting schemes which may not be supported by the local community or be financially self supporting"*.

The view of Officers is that this risk is applicable. Local community support (43% for Zone B; 48% for the revised Zone B) does not meet the parking guidance requirement of above 50%. The prospect of the scheme being self financing is borderline at best, but could conceivably run at a deficit if the underlying assumptions are not realised.

**GYBC Income / Expenditure Costs for
Residents Car Parking Permit Scheme**

| | Zone A | | | | | | | Zone B predicted | Zone C predicted |
|---|-------------------|--------------------|--------------------|--------------------|--------------------|--------------------|-------------------|---------------------|---------------------|
| | 2006/07 | 2007/08 | 2008/09 | 2009/10 | 2010/11 | 2011/12 | 2012/13 | | |
| | Summer 2006 | Summer 2007 | Summer 2008 | Summer 2009 | Summer 2010 | Summer 2011 | Summer 2012 | | |
| | (Year 5) | (Year 6) | (Year 7) | (Year 8) | (Year 9) | (Year 10) | (Year 11) | | |
| Income | | | | | | | | | |
| Permits Issued Income | £38,156.00 | £47,502.00 | £45,144.00 | £46,159.00 | £43,172.00 | £36,061.00 | £61,463.30 | £58,118.73 | £37,792.41 |
| Excess charge notice income | £12,983.00 | £80,094.00 | £55,123.00 | £48,875.00 | £34,645.00 | £23,160.00 | £23,705.00 | £5,000.00 | £5,000.00 |
| Set up Grant from On Street Pay & Display | £12,766.00 | | | | | | | | |
| Total income | £63,905.00 | £127,596.00 | £100,267.00 | £95,034.00 | £77,817.00 | £59,221.00 | £85,168.30 | £63,118.73 | £42,792.41 |
| GYBC Expenditure/Costs | | | | | | | | | |
| Salary Costs including direct on-costs (Employers NI + pension contributions). | £48,420.00 | £96,436.00 | £119,833.00 | £115,024.00 | £121,532.00 | £80,063.00 | £53,478.00 | £42,394.89 | £42,394.89 |
| Training | £0.00 | £0.00 | £0.00 | £0.00 | £0.00 | £0.00 | £27.00 | £27.00 | £0.00 |
| Backfunding / FRS17 | | | -£11,206.00 | £0.00 | £0.00 | £0.00 | £0.00 | £0.00 | £0.00 |
| Transport | £16.00 | | £0.00 | £0.00 | £0.00 | £0.00 | £0.00 | £0.00 | £0.00 |
| Clothing and uniforms | £499.00 | £648.00 | £362.00 | £719.00 | £371.00 | £275.00 | £62.00 | £62.00 | £371.00 |
| Postage | £0.00 | £0.00 | £0.00 | £0.00 | £0.00 | £0.00 | £0.00 | £0.00 | £0.00 |
| Phones and radios | £1,118.00 | £932.00 | £439.00 | £226.00 | £196.00 | £231.00 | £41.00 | £41.00 | £196.00 |
| Office equipment | £3,122.00 | £1,095.00 | £0.00 | £0.00 | £0.00 | £0.00 | £0.00 | £0.00 | £0.00 |
| General P&S Expenses | £165.00 | £774.00 | £538.00 | £682.00 | £564.00 | £454.00 | £271.00 | £271.00 | £564.00 |
| Tickets | £1,795.00 | £1,955.00 | £2,660.00 | £1,510.00 | £1,895.00 | £1,895.00 | £1,895.00 | £1,895.00 | £1,895.00 |
| Subsistence | £0.00 | £40.00 | £0.00 | £0.00 | £0.00 | £0.00 | £0.00 | £0.00 | £0.00 |
| Bank Charges | £0.00 | £0.00 | £0.00 | £0.00 | £0.00 | £0.00 | £0.00 | £0.00 | £0.00 |
| Legal Expenses | £0.00 | £0.00 | £0.00 | £0.00 | £250.00 | £0.00 | £0.00 | £0.00 | £250.00 |
| Admin Buildings | £605.00 | £0.00 | £0.00 | £0.00 | £0.00 | £0.00 | £0.00 | £0.00 | £0.00 |
| Departmental Recharges for the overhead ie support staff, premises, computers, vehicles etc etc | £16,400.00 | £52,660.00 | £50,000.00 | £50,000.00 | £50,000.00 | £29,740.00 | £21,391.20 | £16,957.96 | £16,957.96 |
| Total GYBC Expenditure/Costs | £72,140.00 | £154,540.00 | £162,626.00 | £168,161.00 | £174,808.00 | £112,658.00 | £77,165.20 | £61,648.85 | £62,628.85 |
| Support from amended scheme proposal | | | | | | | £0.00 | £0.00 | £0.00 |
| Balance | -£8,235.00 | -£26,944.00 | -£62,359.00 | -£73,127.00 | -£96,991.00 | -£53,437.00 | £8,003.10 | £1,469.89 | -£19,836.44 |

PJ3326 - Great Yarmouth - Zone B Parking Permit Scheme Consultation Replies Analysis

| Description | Numbers | Percentage |
|------------------------|---------|------------|
| Total letters sent out | 3111 | |
| Letters returned | 72 | |
| Total replies received | 659 | 21% |

| Question 1 Answers | Zone B (+100m Offset) | | Zone B | |
|--------------------|-----------------------|-----|--------|-----|
| Yes | 302 | 46% | 221 | 50% |
| No | 319 | 49% | 193 | 44% |
| No Opinion | 33 | 5% | 26 | 6% |
| Total | 654 | | 440 | |

| Question 1 Answers | Zone B (+100m Offset) Properties | | Zone B Properties | |
|--------------------|----------------------------------|-----|-------------------|-----|
| Yes | 247 | 45% | 184 | 49% |
| No | 275 | 50% | 165 | 44% |
| No Opinion | 29 | 5% | 24 | 6% |
| Total | 551 | | 373 | |

| Question 1 Answers | Zone B (+100m Offset) Businesses | | Zone B Businesses | |
|--------------------|----------------------------------|-----|-------------------|-----|
| Yes | 55 | 53% | 37 | 55% |
| No | 44 | 43% | 28 | 42% |
| No Opinion | 4 | 4% | 2 | 3% |
| Total | 103 | | 67 | |

| Question 2 Answers | Zone B (+100m Offset) | | Zone B | |
|--------------------|-----------------------|-----|--------|-----|
| Yes I do support | 250 | 38% | 188 | 43% |
| No I don't support | 357 | 54% | 221 | 50% |
| No Opinion | 52 | 8% | 33 | 7% |
| Total | 659 | | 442 | |

| Question 2 Answers | Zone B (+100m Offset) Properties | | Zone B Properties | |
|--------------------|----------------------------------|-----|-------------------|-----|
| Yes I do support | 222 | 40% | 169 | 45% |
| No I don't support | 293 | 53% | 181 | 48% |
| No Opinion | 41 | 7% | 26 | 7% |
| Total | 556 | | 376 | |

| Question 2 Answers | Zone B (+100m Offset) Businesses | | Zone B Business | |
|--------------------|----------------------------------|-----|-----------------|-----|
| Yes I do support | 28 | 27% | 19 | 29% |
| No I don't support | 64 | 62% | 40 | 61% |
| No Opinion | 11 | 11% | 7 | 11% |
| Total | 103 | | 66 | |

| New Boundary (Rev A) | |
|----------------------|-----|
| 2305 | |
| 406 | 18% |

| New Boundary(Rev A) | | Difference between Boundaries | |
|---------------------|-----|-------------------------------|-----|
| 228 | 56% | 74 | 30% |
| 159 | 39% | 160 | 64% |
| 18 | 4% | 15 | 6% |
| 405 | | 249 | |

| New Boundary(Rev A) Properties | | Difference between Boundaries | |
|--------------------------------|-----|-------------------------------|-----|
| 178 | 57% | 69 | 29% |
| 123 | 39% | 152 | 64% |
| 14 | 4% | 15 | 6% |
| 315 | | 236 | |

| New Boundary(Rev A) Businesses | | Difference between Boundaries | |
|--------------------------------|-----|-------------------------------|-----|
| 50 | 56% | 5 | 38% |
| 36 | 40% | 8 | 62% |
| 4 | 4% | 0 | 0% |
| 90 | | 13 | |

| New Boundary(Rev A) | | Difference between Boundaries | |
|---------------------|-----|-------------------------------|-----|
| 196 | 48% | 54 | 21% |
| 175 | 43% | 182 | 72% |
| 35 | 9% | 17 | 7% |
| 406 | | 253 | |

| New Boundary(Rev A) Properties | | Difference between Boundaries | |
|--------------------------------|-----|-------------------------------|-----|
| 169 | 53% | 53 | 22% |
| 123 | 39% | 170 | 71% |
| 25 | 8% | 16 | 7% |
| 317 | | 239 | |

| New Boundary(Rev A) Businesses | | Difference between Boundaries | |
|--------------------------------|-----|-------------------------------|-----|
| 27 | 30% | 1 | 7% |
| 52 | 58% | 12 | 86% |
| 10 | 11% | 1 | 7% |
| | | 14 | |

Great Yarmouth Car Parking On Street Pay & Display Surplus Funds A/C

04/10/2013

| | | | | | | | |
|---|--|--|--|--|--|--|----------|
| Surplus Funds Account Balance at the start of 2013/14 | | | | | | | £443,324 |
| B/F from 2012/13 | | | | | | | |
| Surplus Income for 2012 Summer Season | | | | | | | £0 |
| | | | | | | | |
| | | | | | | | |
| | | | | | | | |
| | | | | | | | |
| | | | | | | | |
| | | | | | | | |
| | | | | | | | |
| | | | | | | | |
| | | | | | | | |
| | | | | | | | |
| | | | | | | | |
| | | | | | | | |
| | | | | | | | |
| | | | | | | | |
| | | | | | | | |
| | | | | | | | |
| | | | | | | | |
| | | | | | | | |
| | | | | | | | |
| | | | | | | | |
| | | | | | | | |
| | | | | | | | |
| | | | | | | | |
| | | | | | | | |
| | | | | | | | |
| | | | | | | | |
| | | | | | | | |
| | | | | | | | |
| | | | | | | | |
| | | | | | | | |
| | | | | | | | |
| | | | | | | | |
| | | | | | | | |
| | | | | | | | |
| | | | | | | | |
| | | | | | | | |
| | | | | | | | |
| | | | | | | | |
| | | | | | | | |
| | | | | | | | |
| | | | | | | | |
| | | | | | | | |
| | | | | | | | |
| | | | | | | | |
| | | | | | | | |
| | | | | | | | |
| | | | | | | | |
| | | | | | | | |
| | | | | | | | |
| | | | | | | | |
| | | | | | | | |
| | | | | | | | |
| | | | | | | | |
| | | | | | | | |
| | | | | | | | |
| | | | | | | | |
| | | | | | | | |
| | | | | | | | |
| | | | | | | | |
| | | | | | | | |
| | | | | | | | |
| | | | | | | | |
| | | | | | | | |
| | | | | | | | |
| | | | | | | | |
| | | | | | | | |
| | | | | | | | |
| | | | | | | | |
| | | | | | | | |
| | | | | | | | |
| | | | | | | | |
| | | | | | | | |
| | | | | | | | |
| | | | | | | | |
| | | | | | | | |
| | | | | | | | |
| | | | | | | | |
| | | | | | | | |
| | | | | | | | |
| | | | | | | | |
| | | | | | | | |
| | | | | | | | |
| | | | | | | | |
| | | | | | | | |
| | | | | | | | |
| | | | | | | | |
| | | | | | | | |
| | | | | | | | |
| | | | | | | | |
| | | | | | | | |
| | | | | | | | |
| | | | | | | | |
| | | | | | | | |
| | | | | | | | |
| | | | | | | | |
| | | | | | | | |
| | | | | | | | |
| | | | | | | | |
| | | | | | | | |
| | | | | | | | |
| | | | | | | | |
| | | | | | | | |
| | | | | | | | |
| | | | | | | | |
| | | | | | | | |
| | | | | | | | |
| | | | | | | | |
| | | | | | | | |
| | | | | | | | |
| | | | | | | | |
| | | | | | | | |
| | | | | | | | |
| | | | | | | | |
| | | | | | | | |
| | | | | | | | |
| | | | | | | | |
| | | | | | | | |
| | | | | | | | |
| | | | | | | | |
| | | | | | | | |
| | | | | | | | |
| | | | | | | | |
| | | | | | | | |
| | | | | | | | |
| | | | | | | | |
| | | | | | | | |
| | | | | | | | |
| | | | | | | | |
| | | | | | | | |
| | | | | | | | |
| | | | | | | | |
| | | | | | | | |
| | | | | | | | |
| | | | | | | | |
| | | | | | | | |
| | | | | | | | |
| | | | | | | | |
| | | | | | | | |
| | | | | | | | |
| | | | | | | | |
| | | | | | | | |
| | | | | | | | |
| | | | | | | | |
| | | | | | | | |
| | | | | | | | |
| | | | | | | | |
| | | | | | | | |
| | | | | | | | |
| | | | | | | | |
| | | | | | | | |
| | | | | | | | |
| | | | | | | | |
| | | | | | | | |
| | | | | | | | |
| | | | | | | | |
| | | | | | | | |
| | | | | | | | |
| | | | | | | | |
| | | | | | | | |
| | | | | | | | |
| | | | | | | | |
| | | | | | | | |
| | | | | | | | |
| | | | | | | | |
| | | | | | | | |
| | | | | | | | |
| | | | | | | | |
| | | | | | | | |
| | | | | | | | |
| | | | | | | | |
| | | | | | | | |
| | | | | | | | |
| | | | | | | | |
| | | | | | | | |
| | | | | | | | |
| | | | | | | | |
| | | | | | | | |
| | | | | | | | |
| | | | | | | | |
| | | | | | | | |
| | | | | | | | |
| | | | | | | | |
| | | | | | | | |
| | | | | | | | |
| | | | | | | | |
| | | | | | | | |
| | | | | | | | |
| | | | | | | | |
| | | | | | | | |
| | | | | | | | |
| | | | | | | | |
| | | | | | | | |
| | | | | | | | |
| | | | | | | | |
| | | | | | | | |
| | | | | | | | |
| | | | | | | | |
| | | | | | | | |
| | | | | | | | |
| | | | | | | | |
| | | | | | | | |
| | | | | | | | |
| | | | | | | | |
| | | | | | | | |
| | | | | | | | |
| | | | | | | | |
| | | | | | | | |
| | | | | | | | |
| | | | | | | | |
| | | | | | | | |
| | | | | | | | |
| | | | | | | | |
| | | | | | | | |
| | | | | | | | |
| | | | | | | | |
| | | | | | | | |
| | | | | | | | |
| | | | | | | | |
| | | | | | | | |
| | | | | | | | |
| | | | | | | | |
| | | | | | | | |
| | | | | | | | |
| | | | | | | | |
| | | | | | | | |
| | | | | | | | |
| | | | | | | | |
| | | | | | | | |
| | | | | | | | |
| | | | | | | | |
| | | | | | | | |
| | | | | | | | |
| | | | | | | | |
| | | | | | | | |
| | | | | | | | |
| | | | | | | | |
| | | | | | | | |
| | | | | | | | |
| | | | | | | | |
| | | | | | | | |
| | | | | | | | |
| | | | | | | | |
| | | | | | | | |
| | | | | | | | |
| | | | | | | | |
| | | | | | | | |
| | | | | | | | |
| | | | | | | | |
| | | | | | | | |
| | | | | | | | |
| | | | | | | | |
| | | | | | | | |
| | | | | | | | |
| | | | | | | | |
| | | | | | | | |
| | | | | | | | |
| | | | | | | | |
| | | | | | | | |
| | | | | | | | |
| | | | | | | | |
| | | | | | | | |
| | | | | | | | |
| | | | | | | | |
| | | | | | | | |
| | | | | | | | |
| | | | | | | | |
| | | | | | | | |
| | | | | | | | |
| | | | | | | | |
| | | | | | | | |
| | | | | | | | |
| | | | | | | | |
| | | | | | | | |
| | | | | | | | |
| | | | | | | | |
| | | | | | | | |
| | | | | | | | |
| | | | | | | | |
| | | | | | | | |
| | | | | | | | |
| | | | | | | | |
| | | | | | | | |
| | | | | | | | |
| | | | | | | | |
| | | | | | | | |
| | | | | | | | |
| | | | | | | | |
| | | | | | | | |
| | | | | | | | |
| | | | | | | | |
| | | | | | | | |
| | | | | | | | |
| | | | | | | | |
| | | | | | | | |
| | | | | | | | |
| | | | | | | | |
| | | | | | | | |
| | | | | | | | |
| | | | | | | | |
| | | | | | | | |
| | | | | | | | |
| | | | | | | | |
| | | | | | | | |
| | | | | | | | |
| | | | | | | | |
| | | | | | | | |
| | | | | | | | |
| | | | | | | | |
| | | | | | | | |
| | | | | | | | |
| | | | | | | | |
| | | | | | | | |
| | | | | | | | |
| | | | | | | | |
| | | | | | | | |
| | | | | | | | |
| | | | | | | | |
| | | | | | | | |
| | | | | | | | |
| | | | | | | | |
| | | | | | | | |
| | | | | | | | |
| | | | | | | | |
| | | | | | | | |
| | | | | | | | |
| | | | | | | | |
| | | | | | | | |
| | | | | | | | |

Note 1. 2011/12 Contribution.

Note 2. Beach Coach Station and the St Nicholas CCTV cameras

Note 3. Fullers Hill and the Conge CCTV cameras

Note 4. Contributions to running costs

Note 5. Contribution towards expenditure in 2010/11.

Note 6. Funding set aside for design, consultation and towards implementation.

Note 7. To be agreed with NCC Cabinet Member

Note 8. To be agreed with NCC Cabinet Member

Note 9. Expenditure in 2011/12

Note 10. Contribution to expenditure in 2012/13.

Note 11. GYBC request agreed with NCC Cabinet Member.

Note 12. Improvements programmed for 2013/14.

Note 13. To be determined (is there a need to continue with temporary CCTV surveillance).

Note 14. Contribution to expenditure in 2011/12

Great Yarmouth On Street
Report Date: 04 October 2013

| Reporting Period | 01 April 2012 - 30 June 2012 | | 01 April 2013 - 30 June 2013 | |
|--|------------------------------|-------------|------------------------------|-------------|
| Forecast PCNs issued | | 3063 | | 3063 |
| Number of PCN's Issued | | 1739 | | 1865 |
| Percentage Paid | | 76% | | 69% |
| Percentage of cancellations | | 7% | | 8% |
| Percentage of Write Offs | | 5% | | 4% |
| Budget for period | | £102,480.80 | | £102,400.80 |
| Posted payments during period | | £46,940.00 | | £48,803.00 |
| | Paid | Forecast | Paid | Forecast |
| Higher at Full | 120 | 448 | 124 | 448 |
| Higher at Discount | 787 | 1045 | 906 | 1045 |
| Lower at Full | 38 | 207 | 33 | 207 |
| Lower at Discount | 356 | 482 | 216 | 482 |
| Charge Certificate | 23 | 115 | 17 | 115 |
| Pending | | 201 | | 337 |
| Refunded | | 3 | | 4 |
| Cancelled | | 119 | | 155 |
| Written Off | | 90 | | 71 |
| Misc | | 2 | | 2 |
| PENDING STATUS DETAIL | | | | |
| 01 April 2012 - 30 June 2012 Pending Status | | | | |
| 0654 - F - PAYMENT - CHEQUE - 'REFER TO DR. | | 1 | | |
| 6000 - F - RECOMMENDED FOR REGISTRATION | | 198 | | |
| 6000 - G - RECOMMENDED FOR REGISTRATION | | 2 | | |
| 01 April 2013 - 30 June 2013 Pending Status | | | | |
| 1002 - F - MRR - NO RESPONSE TO VQ4 ENQUIRIES | | | | 14 |
| 2001 - F - NOTICE TO OWNER PRODUCED | | | | 5 |
| 2484 - F - ENFORCE D - INSUFFICIENT GROUNDS APPEAL/REPRESENT | | | | 1 |
| 2560 - F - NOTICE OF REJECTION | | | | 1 |
| 5000 - F - CHARGE CERTIFICATE PRODUCED | | | | 14 |
| 5620 - F - MISC - MISC 1 | | | | 2 |
| 9802 - F - CASE ON HOLD - EXTEND AUTO PROGRESSION - 14 DAYS | | | | 1 |
| 6000 - F - RECOMMENDED FOR REGISTRATION AT COURT (PCN) | | | | 123 |
| 6003 - F - TE3/TE9 PRODUCED | | | | 109 |
| 6004 - F - REGISTRATION REJECTED BY TEC | | | | 9 |
| 6621 - F - MISC - MISC 2 | | | | 1 |
| 7000 - F - RECOMMEND WARRANT OF EXECUTION TO BE SERVED | | | | 30 |
| 8001 - F - CASE SENT TO BAILIFF A | | | | 25 |
| 8001 - G - CASE SENT TO BAILIFF A | | | | 2 |

Great Yarmouth On Street
Report Date: 04 October 2013

| Reporting Period | 01 July 2012 - 30 September 2012 | | 01 July 2013 - 30 September 2013 | |
|--|----------------------------------|-------------|----------------------------------|-------------|
| Forecast PCNs issued | | 3635 | | 3635 |
| Number of PCN's Issued | | 1539 | | 1733 |
| Percentage Paid | | 74% | | 65% |
| Percentage of cancellations | | 10% | | 10% |
| Percentage of Write Offs | | 5% | | 2% |
| Budget for period | | £121,193.60 | | £121,193.60 |
| Posted payments during period | | £45,570.00 | | £45,161.00 |
| | Paid | Forecast | Paid | Forecast |
| Higher at Full | 84 | 532 | 65 | 532 |
| Higher at Discount | 681 | 1240 | 744 | 1240 |
| Lower at Full | 39 | 245 | 22 | 245 |
| Lower at Discount | 319 | 573 | 281 | 573 |
| Paid at Charge Certificate | 17 | 136 | 6 | 136 |
| Pending | | 176 | | 405 |
| Refunded | | 3 | | 5 |
| Cancelled | | 148 | | 176 |
| Written Off | | 72 | | 27 |
| Misc | | 0 | | 2 |
| PENDING STATUS DETAIL | | | | |
| 01 July 2012 - 30 Sept 2012 Pending Status | | | | |
| 6000 - F - RECOMMENDED FOR REGISTRATION AT COURT (PCN) | | 175 | | |
| 6000 - G - RECOMMENDED FOR REGISTRATION AT COURT (PCN) | | 1 | | |

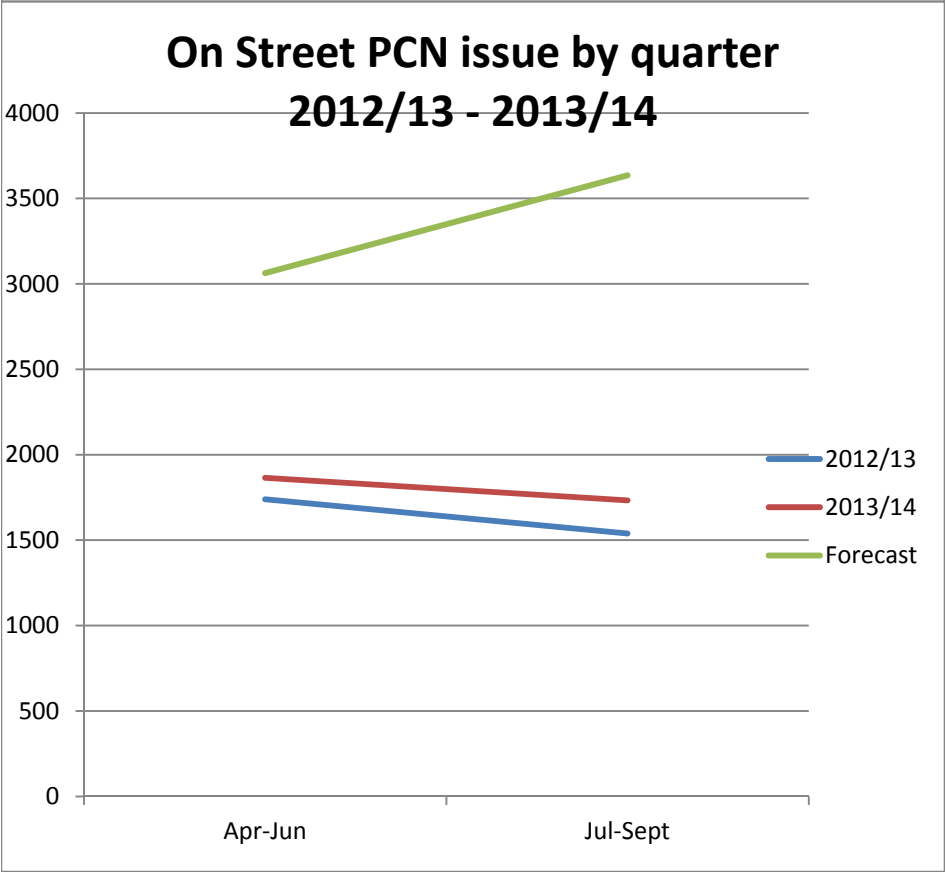
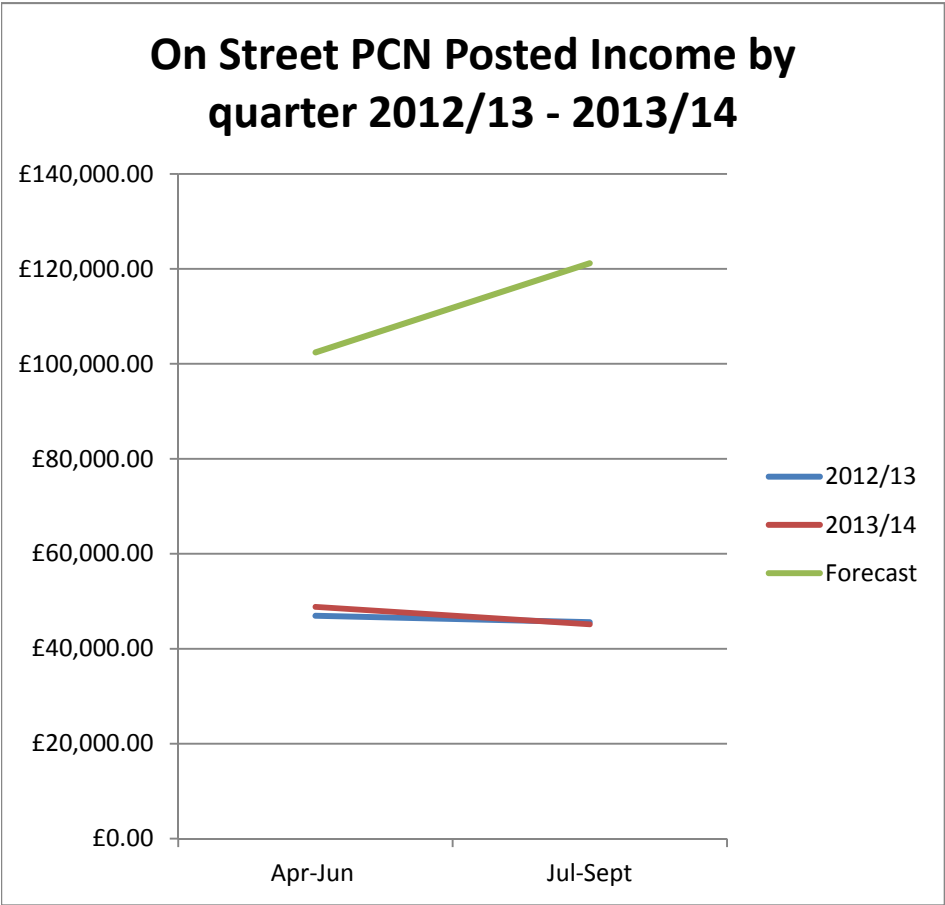
01 July 2013 - 30 Sept 2013 Pending Status

| | |
|---|------------|
| 0100 - F - PCN ISSUED (ATTACHED TO WINDSCREEN / HANDED TO DRIVER) | 80 |
| 0463 - F - ENFORCE ND - CONTRAVENTION OF WAITING /LOADING RESTRICT | 3 |
| 0479 - F - ENFORCE D - CONTRAVENTION OF WAITING /LOADING RESTRICT | 3 |
| 0482 - F - ENFORCE D - INCORRECTLY DISPLAYED DISABLED BADGE 2TIME | 1 |
| 0484 - F - ENFORCE D - INSUFFICIENT GROUNDS APPEAL/REPRESENT | 4 |
| 0620 - F - MISC - MISC 1 | 1 |
| 0633 - F - MORE INFO - P&D TICKET REQUESTED | 3 |
| 0634 - F - MORE INFO - COPY OF DISABLED BADGE REQUESTED | 1 |
| 0636 - F - MORE INFO - COPY OF PERMIT REQUESTED | 2 |
| 0642 - F - MORE INFO - CONSIDER FURTHER ON RECEIPT OF ... | 1 |
| 1001 - F - 2ND VQ4 REQUEST SENT TO DVLA | 13 |
| 1002 - F - MRR - NO RESPONSE TO VQ4 ENQUIRIES | 18 |
| 1003 - F - 1ST VQ4 REQUEST SENT TO DVLA | 23 |
| 1006 - F - 3RD VQ4 REQUEST SENT TO DVLA | 1 |
| 2000 - F - VQ5 DETAILS RECEIVED VIA AUTOMATIC TRANSFER | 6 |
| 2001 - F - NOTICE TO OWNER PRODUCED | 118 |
| 2005 - F - HIRER DETAILS RECEIVED - NOTICE TO OWNER TO HIRER | 4 |
| 2560 - F - NOTICE OF REJECTION | 5 |
| 2602 - F - RESET DISCOUNT - 14 DAYS | 1 |
| 2620 - F - MISC - MISC 1 | 1 |
| 2636 - F - MORE INFO - COPY OF PERMIT REQUESTED | 2 |
| 5000 - F - CHARGE CERTIFICATE PRODUCED | 93 |
| 5000 - G - CHARGE CERTIFICATE PRODUCED | 1 |
| 5306 - F - CHARGE CERT - CASE PUT ON HOLD | 1 |

9802 - F - CASE ON HOLD - EXTEND AUTO
PROGRESSION - 14 DAYS
6000 - F - RECOMMENDED FOR REGISTRATION AT
COURT (PCN)



1
18



| | April | May | June | July | August | September | October | November | December | January | February | March | | Apr-Jun | Jul-Sept |
|----------|------------|------------|------------|------------|------------|------------|------------|------------|------------|------------|------------|------------|----------|-------------|-------------|
| 2012/13 | £14,930.00 | £17,005.00 | £15,005.00 | £17,515.00 | £15,565.00 | £12,490.00 | £12,630.00 | £11,560.00 | £8,035.00 | £8,270.00 | £11,065.00 | £10,725.00 | 2012/13 | £46,940.00 | £45,570.00 |
| 2013/14 | £14,668.00 | £18,150.00 | £15,985.00 | £16,125.00 | £14,237.00 | £14,799.00 | | | | | | | 2013/14 | £48,803.00 | £45,161.00 |
| Forecast | £34,133.60 | £34,133.60 | £34,133.60 | £43,690.50 | £43,369.50 | £34,133.60 | £34,133.60 | £19,155.20 | £19,155.20 | £19,155.20 | £19,155.20 | £19,155.20 | Forecast | £102,400.80 | £121,193.60 |

| | April | May | June | July | August | September | October | November | December | January | February | March | | Apr-Jun | Jul-Sept |
|----------|-------|------|------|------|--------|-----------|---------|----------|----------|---------|----------|-------|----------|---------|----------|
| 2012/13 | 547 | 636 | 556 | 592 | 534 | 413 | 441 | 412 | 235 | 321 | 445 | 454 | 2012/13 | 1739 | 1539 |
| 2013/14 | 541 | 769 | 555 | 593 | 587 | 552 | | | | | | | 2013/14 | 1865 | 1733 |
| Forecast | 1021 | 1021 | 1021 | 1307 | 1307 | 1021 | 1021 | 573 | 573 | 573 | 573 | 573 | Forecast | 3063 | 3635 |

| | 01 July 2012 - | | 01 July 2013 - | |
|------------------------|------------------------------|-------------------|------------------------------|-------------------|
| Reporting Period | 01 April 2012 - 30 June 2012 | 30 September 2012 | 01 April 2013 - 30 June 2013 | 30 September 2013 |
| Forecast PCNs issued | 3063 | 3635 | 3063 | 3635 |
| Number of PCN's Issued | 1739 | 1539 | 1865 | 1733 |